



## North Woolmarket Elementary & Middle

Harrison County School District



16237 OLD WOOLMARKET ROAD  
Biloxi, MS 39532



Roman Holmes  
roholfmes@harrison.k12.ms.us

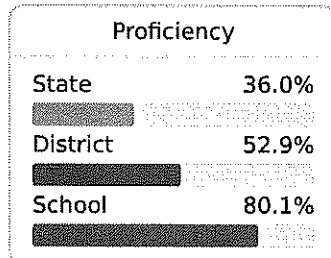
### School Accountability Grade Components

Mississippi's accountability system assigns "A" through "F" letter grades for schools and districts. Grades are based on student achievement, student growth, student participation in testing, and other academic measures.

*The COVID-19 pandemic disrupted many facets of education, including instruction, assessment, and student attendance during the 2020-2021 school year. These disruptions may have influenced a student's opportunity to learn, motivation and/or assessment administration conditions. Results presented should not be considered comparable to prior years. There are no new A-F letter grades for districts and schools because assessments were not administered in 2019-2020 and growth could not be calculated.*


### Math

Measurements of student performance on the statewide math assessment.






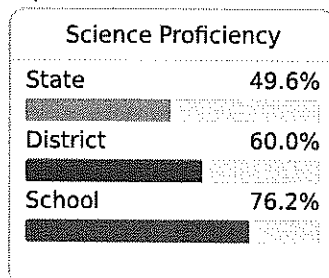
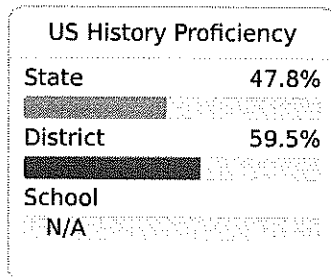
### English

Measurements of student performance on the statewide English language arts (ELA) assessment.



### Other Measures

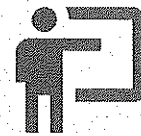
Other measurements of student performance that factor into the accountability grade.



### Teacher Data

58.6

Teachers



81.8%

Experienced Teachers

6.6%

Provisional Teachers

97.0%

In-Field Teachers

## Detailed Assessment and Other Data

### Student Performance

The following information shows each level of student performance on statewide assessments.

#### Math

Level 1		Level 2		Level 3		Level 4		Level 5	
State	11.6%	State	24.2%	State	29.5%	State	24.8%	State	9.9%
District	5.6%	District	16.8%	District	26.4%	District	31.6%	District	19.6%
School	0-10%	School	0-10%	School	11-20%	School	31-40%	School	41-50%
Minimal		Basic		Passing		Proficient		Advanced	

#### English

Level 1		Level 2		Level 3		Level 4		Level 5	
State	10.8%	State	23.1%	State	31.8%	State	24.6%	State	9.7%
District	6.6%	District	17.4%	District	31.0%	District	30.9%	District	14.2%
School	0-10%	School	0-10%	School	21-30%	School	31-40%	School	21-30%
Minimal		Basic		Passing		Proficient		Advanced	

#### Science

Level 1		Level 2		Level 3		Level 4		Level 5	
State	13.8%	State	14.5%	State	23.4%	State	32.7%	State	15.7%
District	7.9%	District	10.0%	District	21.2%	District	36.7%	District	24.3%
School	0-10%	School	0-10%	School	11-20%	School	41-50%	School	31-40%
Minimal		Basic		Passing		Proficient		Advanced	

## Student Assessment Participation



## Discipline



\* Source: 2015-2016 Civil Rights Data Collection

## Other Data



**14.5%**

Chronic Absenteeism